



SEATTLE METRO

2017 year in review

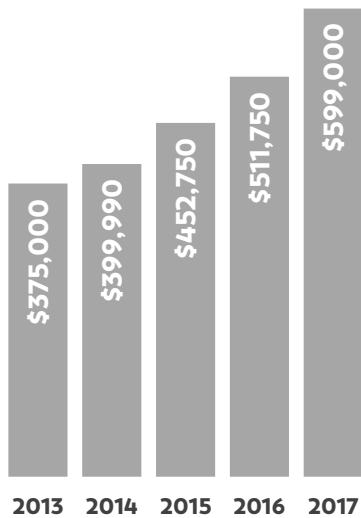
PUBLISHED JANUARY 2018
an annual report on single family
residential real estate activity



2017 SEATTLE METRO *year in review*

WEST SEATTLE

median price



five year trend



59.7%

price per square foot

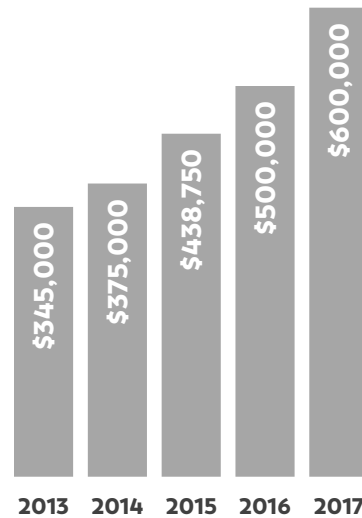
\$349

number sold

1,761

SOUTH SEATTLE

median price



five year trend



73.9%

price per square foot

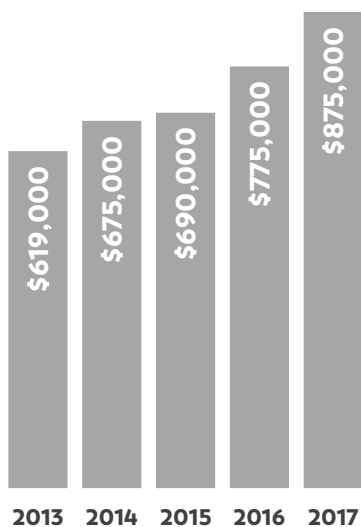
\$338

number sold

1,242

MADISON PARK & CAPITOL HILL

median price



five year trend



41.4%

price per square foot

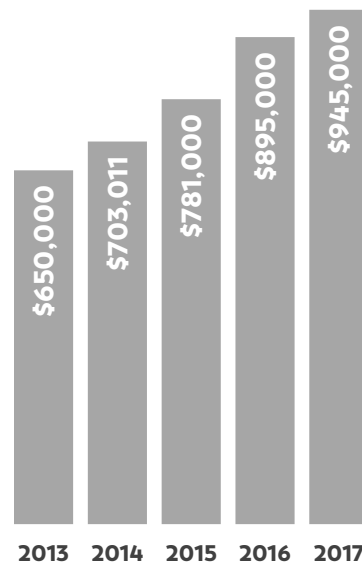
\$493

number sold

928

QUEEN ANNE & MAGNOLIA

median price



five year trend



45.4%

price per square foot

\$479

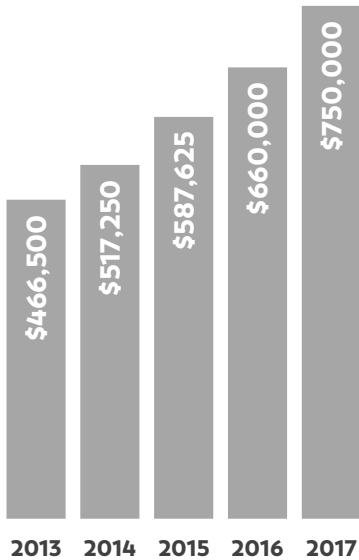
number sold

771

2017 SEATTLE METRO *year in review*

BALLARD & GREENLAKE

median price



five year trend



60.8%

price per square foot

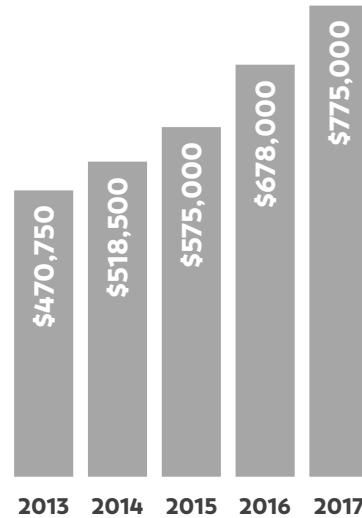
\$427

number sold

2,119

NORTH SEATTLE

median price



five year trend



64.6%

price per square foot

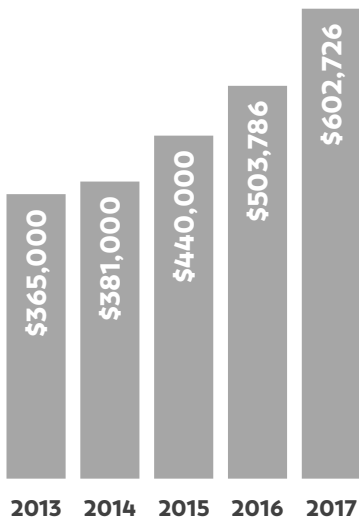
\$411

number sold

1,183

RICHMOND BEACH & SHORELINE

median price



five year trend



65.1%

price per square foot

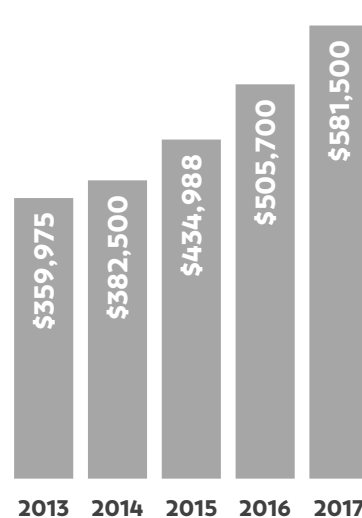
\$320

number sold

430

LAKE FOREST PARK & KENMORE

median price



five year trend



61.5%

price per square foot

\$308

number sold

524

WAIT THERE'S MORE! HOMES & STATS ONLINE



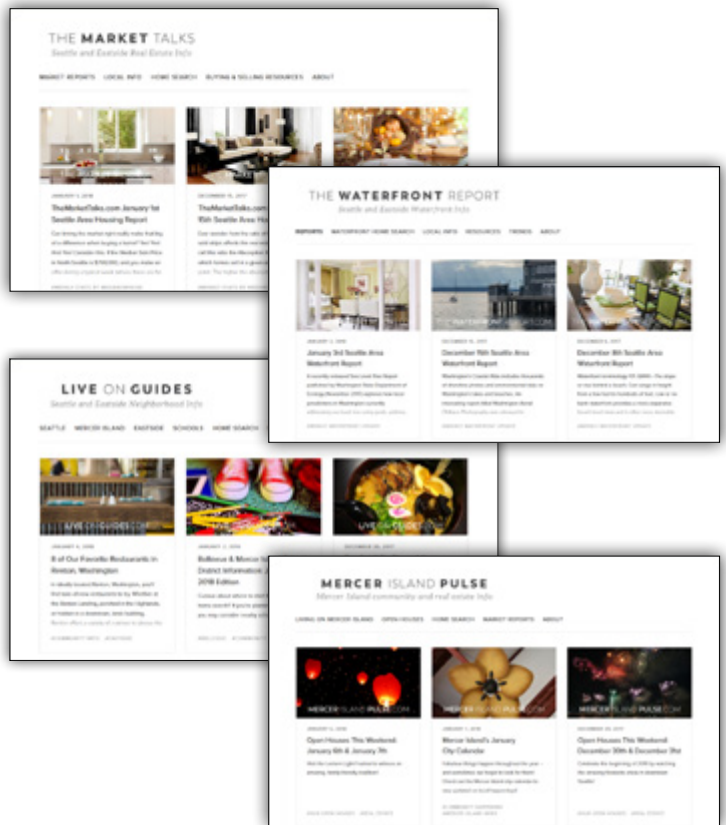
While having a historical perspective like this review is valuable, you may be looking for real-time information on today's real estate market. If so, your search is over!

We publish weekly reports to **TheMarketTalks.com**, providing a summary analysis of what's happening in 16 different micro-markets, including Seattle neighborhoods.

Interested in what's happening with waterfront properties? We are too! That's why we analyze waterfront sales each month and post results at **TheWaterfrontReport.com**.

Easily compare neighborhoods on **LiveOnGuides.com** with local info including maps, links and school data.

You can search for every property listed for sale—by any real estate company—on **WindermereMercerIsland.com**.



How have these latest market trends affected **your** home's value?

Stay in the know—contact me any time for a complimentary home value analysis.



LIZ
SVENSON THOMPSON



206.427.3731 · lizthompson@windermere.com · lizstompson.com